



Title: **Household Sharps Collection Program**

Number	EH&S – 8-6	Revision:	5/13/08	Date	7/96	Pages	5
--------	------------	-----------	---------	------	------	-------	---

**PURPOSE:** To maintain a residential sharps collection program that complies with New York State Department of Health regulations which requires hospitals and nursing homes to accept and dispose of sharps from private residences.

**SCOPE:** Sharps generated from private residences in surrounding communities of Long Island. Private Physician offices are not considered private residences.

**DEFINITIONS:**

**Sharps:** Needles, syringes, and lancets only.

**Container for stored sharps:** Shatterproof, leak proof and puncture resistant containers (hard plastic) with a tight fitting top will be allowed, such as laundry detergent bottles with screw top, bleach bottles with screw top, and red sharps containers.

**Non-acceptable containers:** Containers that are not acceptable include: aluminum soda cans, plastic 2 liter soda bottles, glass jars and bottles, and coffee cans.

**Secondary containment:** Designated fiber drum container within the Dental Care Center utilized for collection of sharps containers from the residents of the surrounding communities.

**RESPONSIBILITIES:**

**I. Environmental Health and Safety (EH&S):**

- A. Train staff involved with the program on this policy.
- B. Maintain a site for secondary containment for residents to bring their sharp containers.
- C. Place an article informing the public of our program in the local Times-Beacon-Record newspapers on an annual basis.

**II. Dental Care Center:**

- A. Follow procedures outlined in this policy for the safe collection of sharps and notify EH&S when secondary containment (fiber drum) is full or when any issues arise.
- B. Ensure that residents complete the Household Sharps Collection log (Appendix A).

**PROCEDURES:**

1. Residents may drop off sharps at the Dental Care Center any work day, Monday through Friday from 8:00 AM – 4:30 PM.
2. Only trained Dental Care Center staff will be allowed to accept, handle, and dispose of the sharps.
3. Staff accepting the sharps must wear personal protective equipment, i.e. nitrile gloves.
4. Staff will inspect container for punctures, leaks, and proper seal on caps. Caps must be taped securely. Container must be labeled “**BIOHAZARD**” with waterproof ink marker.
5. Staff reserves the right to refuse to accept containers that are not leak-proof, rigid, puncture resistant, labeled and properly sealed.
6. If all requirements are met for proper containment, staff will accept the sharps container and the resident can place it in the designated container located at the Dental Care Center.
7. An entry will be made on the Household Sharps Collection Log indicating resident’s name (optional) and town, contents and approximate weight.
8. Dental Care Center staff will inspect the drum on an as needed basis for appropriate log use and disposal needs.
9. Dental Care Center staff shall contact EH&S at 4-6783 when the secondary containment (fiber drum) is full or in the event of a spill.

**INQUIRES/REQUESTS:**

Environmental Health and Safety  
HSC, L1, 059  
Zip= 8017  
Main Office: 444-6783  
FAX: 444-6845

**RELATED FORMS:**

Household Sharps Collection Log (Appendix A)  
Disposal Tips for Household Generated Sharps and other Medical Waste (Appendix B)

**RELATED DOCUMENTS:**

New York State Department of Health - Managing Regulated Medical Waste - Guidelines for Implementation of Public Law 1389 AA-GG and Environmental Health Regulations of 10NYCRR, Part 70.






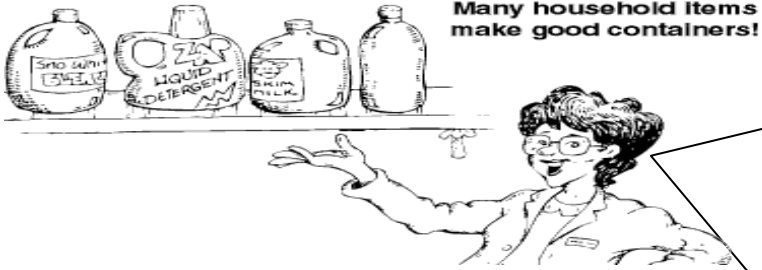
## Disposal Tips for Household Generated Sharps and other Medical Waste

Environmental Health & Safety  
Stony Brook University

### DISPOSE OF YOUR MEDICAL WASTE PROPERLY!

**Did You Know?** .....You can prevent injury, illness, and pollution by following three simple steps before you throw away your used sharp objects (needles, syringes, and lancets). Like anything else, sharps need to be disposed of properly; otherwise, they can end up in places they don't belong, like our beaches. In addition, sharps can hurt people by accident, like the person who collects your garbage, recycling workers, someone in your family or maybe even you. People should avoid exposure to a contaminated sharp since they could possibly contract a bloodborne disease such as Hepatitis B or AIDS.

#### Proper disposal of sharp objects (needles, syringes, lancets):

<b>Step 1</b>	 <p>— syringe &amp; needle</p> <p>Put all your used sharp objects in a hard plastic container with a tight-fitting cap or lid.</p>
	 <p>Many household items make good containers!</p> <p>Many containers found in the household will do, or you may purchase containers specifically designed for the disposal of medical waste sharps.</p>

#### Do's:

- Use a strong plastic container with a small opening (e.g., plastic laundry detergent or bleach container).
- Make sure the cap or lid is on tight.

#### Don'ts:

- Don't use plastic soda bottles, glass, boxes, metal cans or lightweight plastic containers as they may crack or be punctured by the sharps.

**Step II**

When your container is full, make sure it is tightly capped and seal the cap with heavy duty tape for added protection. Label container "BIOHAZARD" using a waterproof ink marker.



**Do's:**

- **Make sure you keep all containers with sharp objects out of the reach of children and pets.**

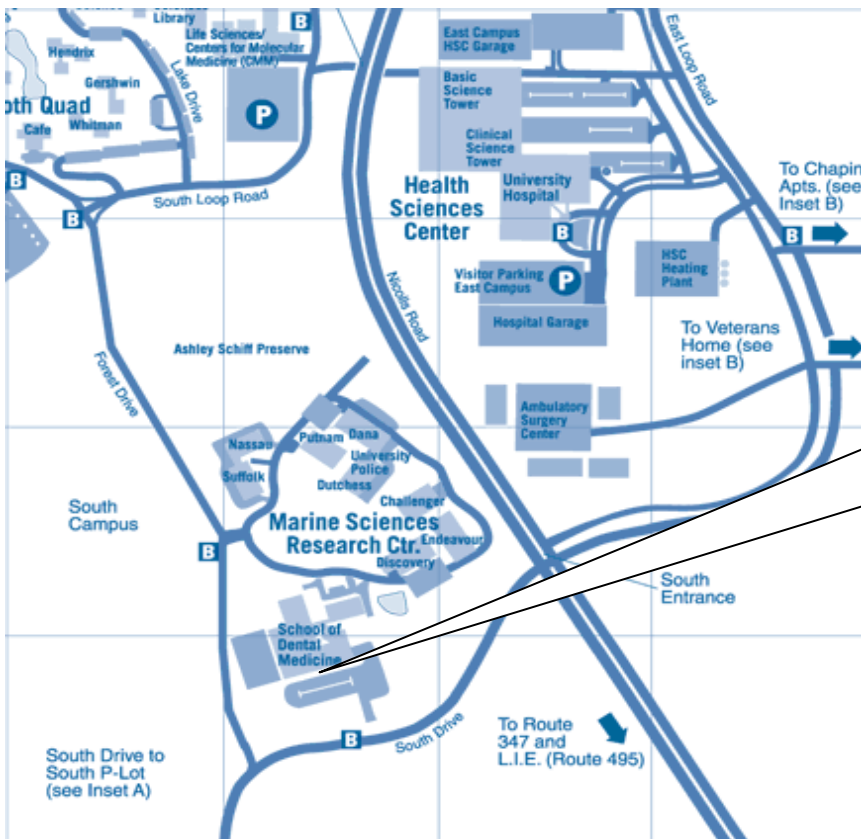
**Step III**

Stony Brook University Hospital has designated the Dental Care Center as its drop-off site for household sharps collection. Residents may bring their sharps container to the Main Reception Desk at the Dental Care Center, Monday through Friday from 8:00 AM to 4:30 PM.

**Drop off location:**

Dental Care Center  
 South Drive  
 Stony Brook University  
 Stony Brook, NY 11794

**For further information call: (631) 444-6783**



**Household Sharps Collection Site:**  
  
**Dental Care Center  
 South Drive  
 Stony Brook University**

rev. 5/13/08

**Thank you for helping keep our environment clean and safe!**